

Employment and wage data

Employment and wage data is produced using administrative data from the educational institution and the Nebraska Department of Labor and complies with all applicable employment security and student data confidentiality laws.

When there are small numbers of students in a program/major/industry, a few unusual results can dramatically affect percentages. To protect individual confidentiality, programs with fewer than four graduates are not published. Non-publishable or unavailable data is denoted as “****” or “na” throughout the spreadsheet.

Not all graduates can be found. If a graduate is not found, it does not necessarily mean they are unemployed; it means they were not located in the search of Nebraska’s Unemployment Insurance database. Individuals who are self-employed, work in industries not covered by Unemployment Insurance, are enrolled in other postsecondary education and are not working, work in another state, or work for the federal government are unlikely to be found in the database. An institution’s proximity to bordering states may make some students less likely to be employed in Nebraska, and therefore, not found in Nebraska’s Unemployment Insurance database.

Earnings may be for full or part-time work. Earnings reported in the database include wages, salaries, bonuses, commissions and other income designated as earnings under Nebraska Unemployment law. Wages tend to be higher in some regions than others. The wage information listed relates to all individuals found working in Nebraska and may be influenced by strong regional variation.

It is not possible to tell if graduates are employed in occupations related to their education since employers do not report occupation.

The CIP Code field identifies the six digit classification of instructional program (CIP) code for each field of study.

Any questions about the data or requests for customized reports or other related data should be submitted to:

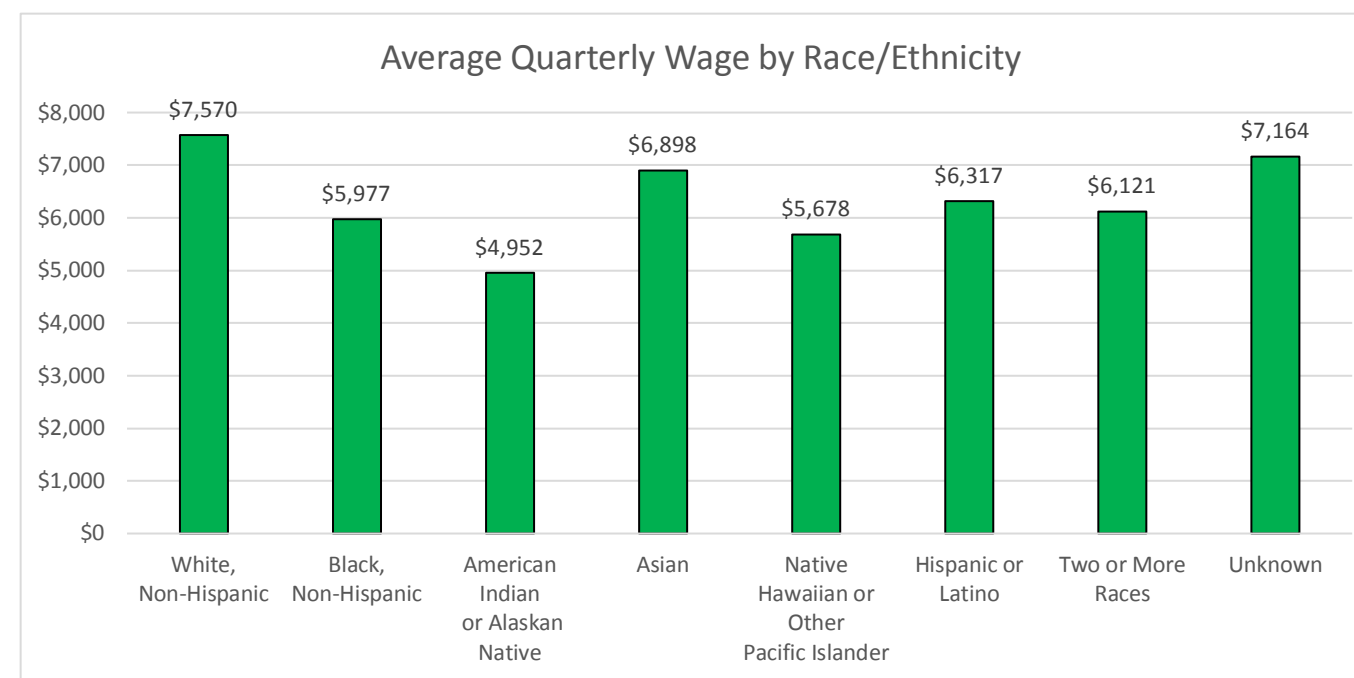
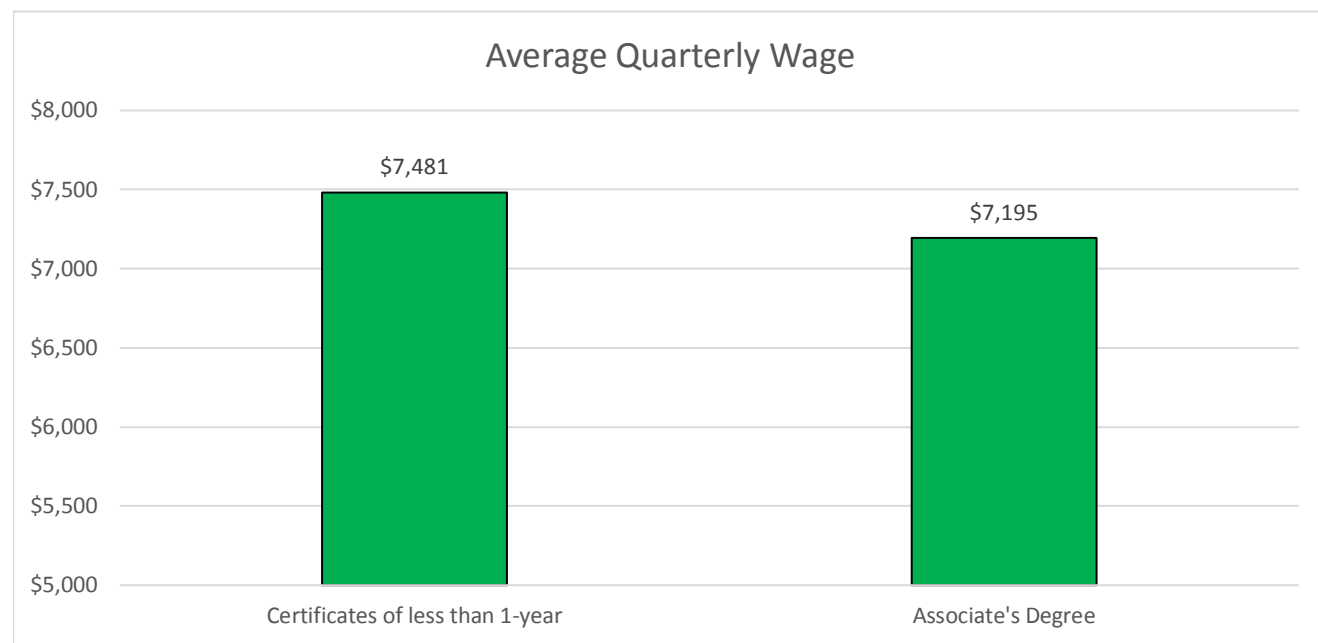
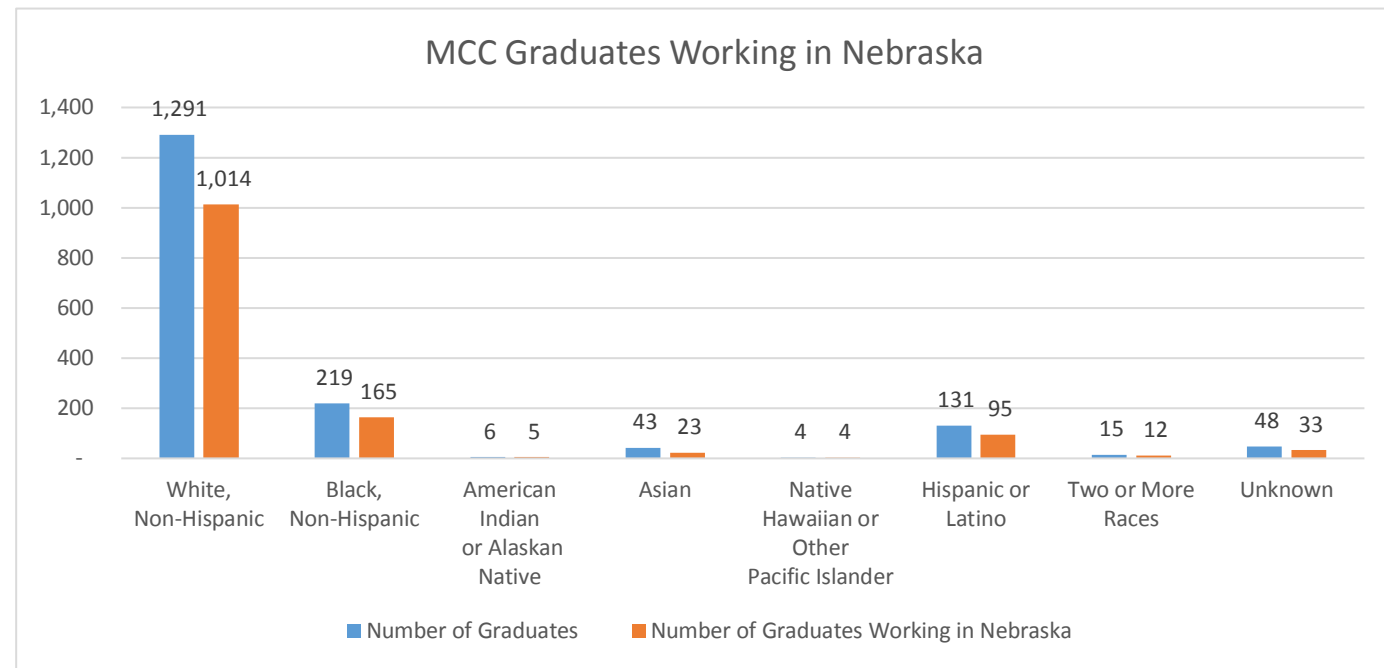
Kermit Spade, 402-471-9953, kermit.spade@nebraska.gov

Mary Findlay, 402-471-9915, mary.findlay@nebraska.gov

Source: Nebraska Department of Labor, Nebraska Longitudinal Data System

Demographics

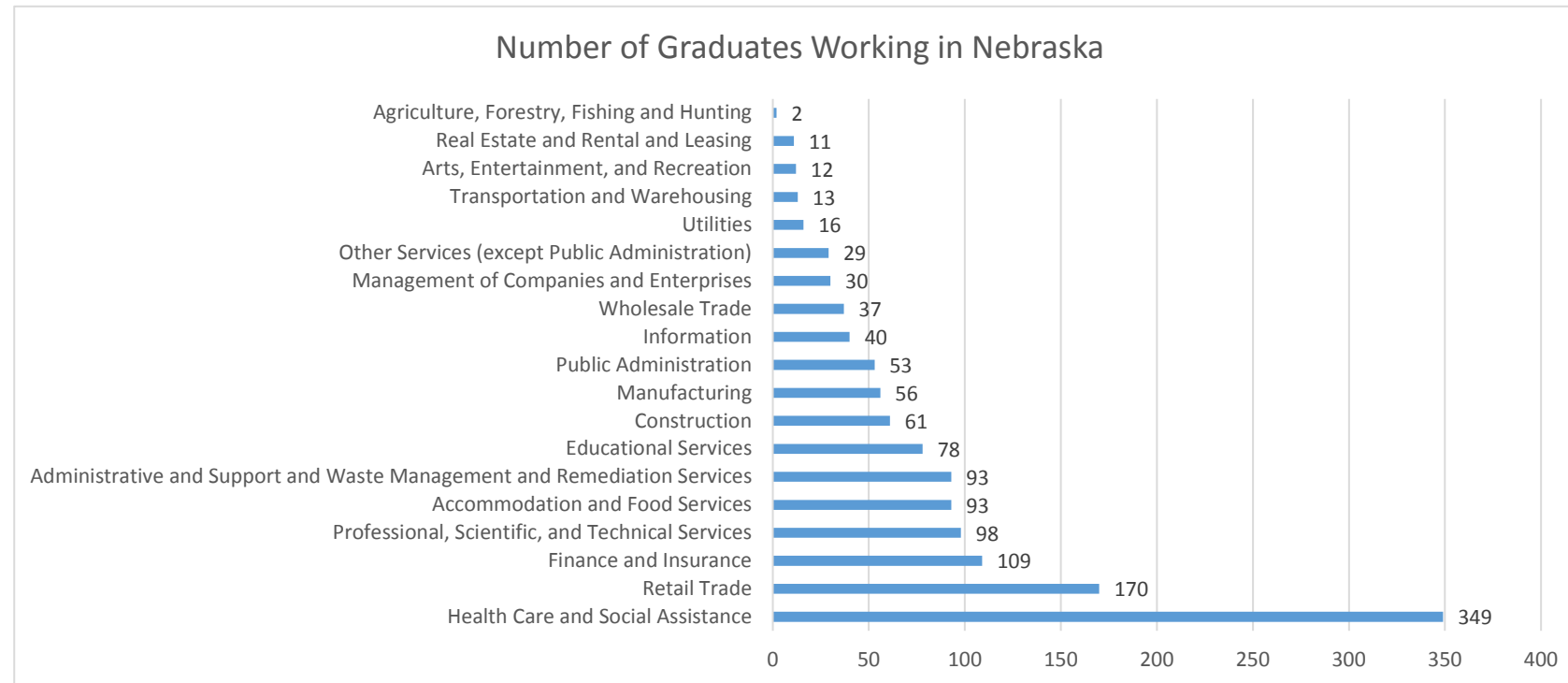
Metropolitan Community College	Total	Female	Male	White, Non-Hispanic	Minority	Black, Non-Hispanic	American Indian or Alaskan Native	Asian	Native Hawaiian or Other Pacific Islander	Hispanic or Latino	Two or More Races	Unknown
Number of Graduates	1,757	1,040	717	1,291	418	219	6	43	4	131	15	48
Number of Graduates Working in Nebraska	1,351	801	550	1,014	304	165	5	23	4	95	12	33
Percent of Graduates Working in Nebraska	77%	77%	77%	79%	73%	75%	83%	53%	100%	73%	80%	69%
Average Quarterly Wage for All Graduates	\$7,238	\$6,461	\$8,370	\$7,570	\$6,138	\$5,977	\$4,952	\$6,898	\$5,678	\$6,317	\$6,121	\$7,164
Median Quarterly Wage for All Graduates	\$6,740	\$6,138	\$7,668	\$7,016	\$6,029	\$5,988	\$5,905	\$6,674	\$6,408	\$6,255	\$4,297	\$7,029
Certificates of less than 1-year												
Number of Graduates	261	174	87	189	62	39	1	6	0	16	0	0
Number of Graduates Working in Nebraska	203	137	66	153	43	25	1	3	0	14	0	0
Percent of Graduates Working in Nebraska	78%	79%	76%	81%	69%	64%	100%	50%	0	88%	0	0
Average Quarterly Wage for All Graduates	\$7,481	\$6,348	\$9,833	\$7,924	\$5,809	\$5,254	***	***	***	\$6,821	***	***
Median Quarterly Wage for All Graduates	\$6,527	\$6,138	\$8,272	\$6,811	\$5,862	\$5,320	***	***	***	\$6,197	***	***
Associate's Degree												
Number of Graduates	1496	866	630	1102	356	180	5	37	4	115	15	15
Number of Graduates Working in Nebraska	1148	664	484	861	261	140	4	20	4	81	12	12
Percent of Graduates Working in Nebraska	77%	77%	77%	78%	73%	78%	80%	54%	100%	70%	80%	80%
Average Quarterly Wage for All Graduates	\$7,195	\$6,484	\$8,170	\$7,507	\$6,192	\$6,106	\$4,853	\$7,054	\$5,678	\$6,230	\$6,121	\$7,164
Median Quarterly Wage for All Graduates	\$6,805	\$6,139	\$7,553	\$7,035	\$6,080	\$6,021	\$6,107	\$6,863	\$6,408	\$6,257	\$4,297	\$7,029



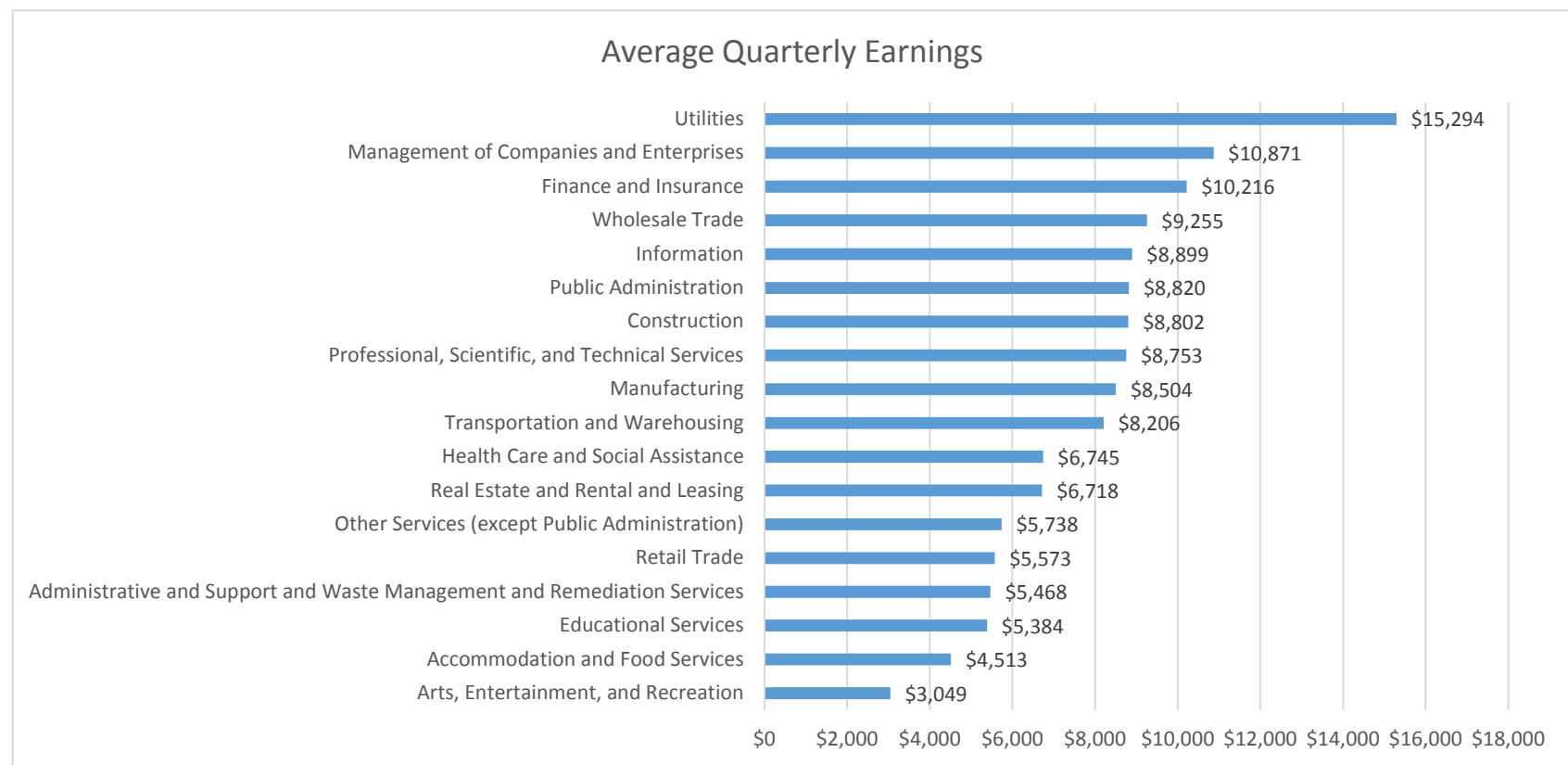
Metropolitan Community College	Total	Female	Male	White, Non-Hispanic	Minority	Black, Non-Hispanic	American Indian or Alaskan Native	Asian	Native Hawaiian or Other Pacific Islander	Hispanic or Latino	Two or More Races	Unknown
Number of Graduates	1,757	1,040	717	1,291	418	219	6	43	4	131	15	48
Number of Graduates Working in Nebraska	1,351	801	550	1,014	304	165	5	23	4	95	12	33
Percent of Graduates Working in Nebraska	77%	77%	77%	79%	73%	75%	83%	53%	100%	73%	80%	69%
Average Quarterly Wage for All Graduates	\$7,238	\$6,461	\$8,370	\$7,570	\$6,138	\$5,977	\$4,952	\$6,898	\$5,678	\$6,317	\$6,121	\$7,164
Median Quarterly Wage for All Graduates	\$6,740	\$6,138	\$7,668	\$7,016	\$6,029	\$5,988	\$5,905	\$6,674	\$6,408	\$6,255	\$4,297	\$7,029

Graduates by industry

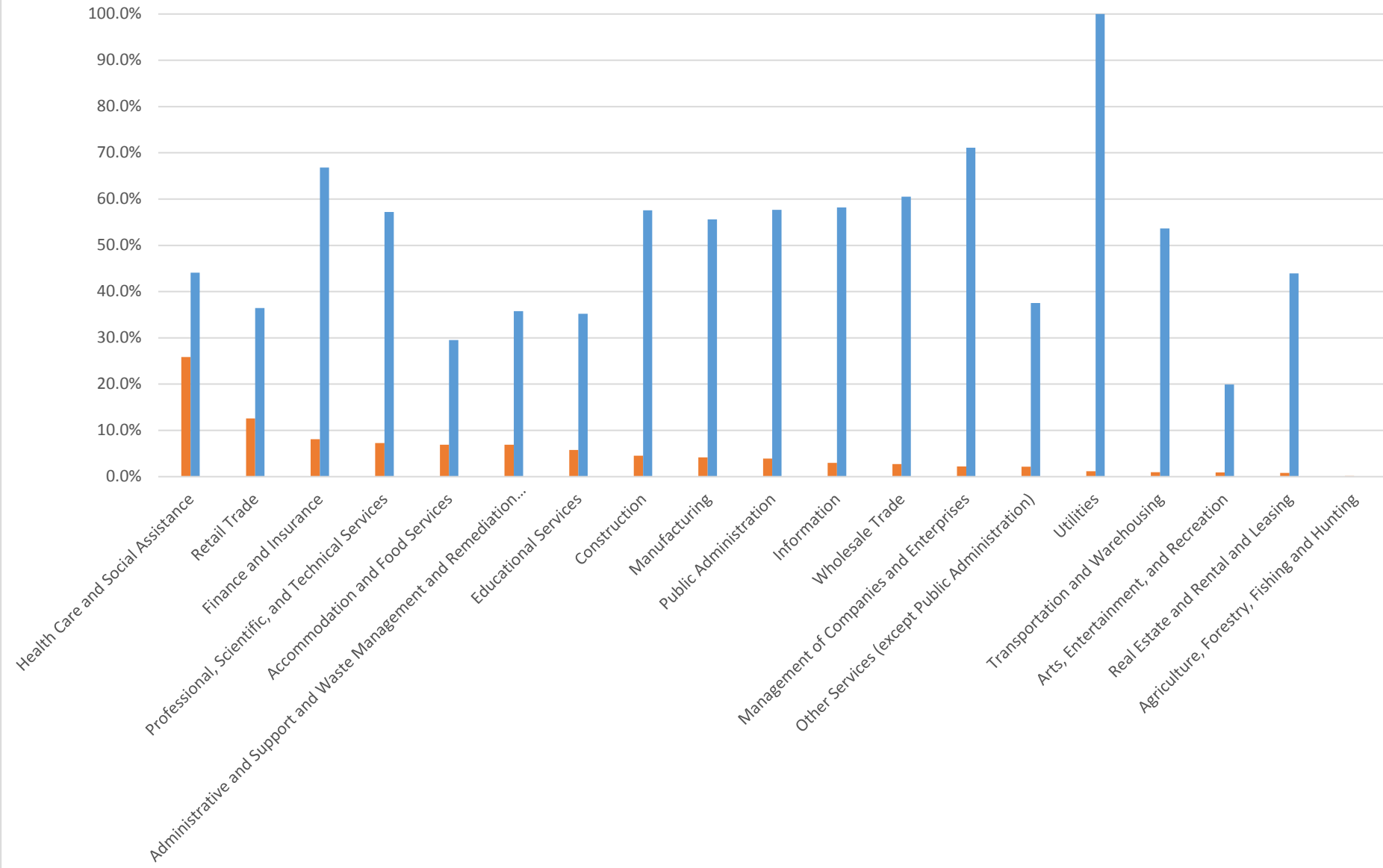
Employing Industry	Number of Graduates Working in Nebraska	Percent of Graduates Working in Nebraska	Average Quarterly Earnings	Percent of Highest Average Quarterly Earnings
Health Care and Social Assistance	349	25.9%	\$6,745	44.1%
Retail Trade	170	12.6%	\$5,573	36.4%
Finance and Insurance	109	8.1%	\$10,216	66.8%
Professional, Scientific, and Technical Services	98	7.3%	\$8,753	57.2%
Accommodation and Food Services	93	6.9%	\$4,513	29.5%
Administrative and Support and Waste Management and Remediation Services	93	6.9%	\$5,468	35.8%
Educational Services	78	5.8%	\$5,384	35.2%
Construction	61	4.5%	\$8,802	57.6%
Manufacturing	56	4.1%	\$8,504	55.6%
Public Administration	53	3.9%	\$8,820	57.7%
Information	40	3.0%	\$8,899	58.2%
Wholesale Trade	37	2.7%	\$9,255	60.5%
Management of Companies and Enterprises	30	2.2%	\$10,871	71.1%
Other Services (except Public Administration)	29	2.1%	\$5,738	37.5%
Utilities	16	1.2%	\$15,294	100.0%
Transportation and Warehousing	13	1.0%	\$8,206	53.7%
Arts, Entertainment, and Recreation	12	0.9%	\$3,049	19.9%
Real Estate and Rental and Leasing	11	0.8%	\$6,718	43.9%
Agriculture, Forestry, Fishing and Hunting	2	0.1%		0.0%
	1350		\$15,294	



Employing Industry	Number of Graduates Working in Nebraska	Average Quarterly Earnings
Arts, Entertainment, and Recreation	12	\$3,049
Accommodation and Food Services	93	\$4,513
Educational Services	78	\$5,384
Administrative and Support and Waste Management and Remediation Services	93	\$5,468
Retail Trade	170	\$5,573
Other Services (except Public Administration)	29	\$5,738
Real Estate and Rental and Leasing	11	\$6,718
Health Care and Social Assistance	349	\$6,745
Transportation and Warehousing	13	\$8,206
Manufacturing	56	\$8,504
Professional, Scientific, and Technical Services	98	\$8,753
Construction	61	\$8,802
Public Administration	53	\$8,820
Information	40	\$8,899
Wholesale Trade	37	\$9,255
Finance and Insurance	109	\$10,216
Management of Companies and Enterprises	30	\$10,871
Utilities	16	\$15,294
Agriculture, Forestry, Fishing and Hunting	2	***



Graduates and Average Quarterly Earnings
by Industry



Most Popular Industries of Employment by Age Group

18-24		25-34		35-44		45-54		55+	
Health Care and Social Assistance	63	Health Care and Social Assistance	160	Health Care and Social Assistance	81	Health Care and Social Assistance	29	Health Care and Social Assistance	16
Retail Trade	55	Retail Trade	65	Retail Trade	31	Professional, Scientific, and Technical Services	15	Administrative and Support and Waste Management and Remediation Services	10
Accommodation and Food Services	30	Finance and Insurance	49	Finance and Insurance	22	Finance and Insurance	13	Retail Trade	10
Finance and Insurance	22	Professional, Scientific, and Technical Services	46	Administrative and Support and Waste Management and Remediation Services	21	Educational Services	13	Educational Services	9
Public Administration	18	Accommodation and Food Services	45	Professional, Scientific, and Technical Services	18	Administrative and Support and Waste Management and Remediation Services	11	Professional, Scientific, and Technical Services	5

Field of Study	Cip	Degree			Total Graduates	Graduates Working in Nebraska	Percentage of Graduates Working in Nebraska	Average Quarterly Earnings
Administrative Assistant and Secretarial Science, General	520401	03	Associate's Degree	Administrative Assistant and Secretarial Science, General, Associate's Degree	13	9	69.2%	\$7,260
Applied Horticulture/Horticulture Operations, General	010601	01	Less than one year award	Applied Horticulture/Horticulture Operations, General, Less than one year award	1	1	100.0%	****
Applied Horticulture/Horticulture Operations, General	010601	03	Associate's Degree	Applied Horticulture/Horticulture Operations, General, Associate's Degree	8	8	100.0%	\$4,991
Architectural Drafting and Architectural CAD/CADD	151303	01	Less than one year award	Architectural Drafting and Architectural CAD/CADD, Less than one year award	3	3	100.0%	****
Architectural Drafting and Architectural CAD/CADD	151303	03	Associate's Degree	Architectural Drafting and Architectural CAD/CADD, Associate's Degree	12	10	83.3%	\$8,226
Autobody/Collision and Repair Technology/Technician	470603	01	Less than one year award	Autobody/Collision and Repair Technology/Technician, Less than one year award	2	2	100.0%	****
Autobody/Collision and Repair Technology/Technician	470603	03	Associate's Degree	Autobody/Collision and Repair Technology/Technician, Associate's Degree	5	3	60.0%	****
Automobile/Automotive Mechanics Technology/Technician	470604	01	Less than one year award	Automobile/Automotive Mechanics Technology/Technician, Less than one year award	1	0	0.0%	****
Automobile/Automotive Mechanics Technology/Technician	470604	03	Associate's Degree	Automobile/Automotive Mechanics Technology/Technician, Associate's Degree	18	18	100.0%	\$7,390
Basic Skills and Developmental/Remedial Education, General	320101	01	Less than one year award	Basic Skills and Developmental/Remedial Education, General, Less than one year award	1	1	100.0%	****
Building/Construction Finishing, Management, and Inspection, Other	460499	01	Less than one year award	Building/Construction Finishing, Management, and Inspection, Other, Less than one year award	1	0	0.0%	****
Building/Construction Finishing, Management, and Inspection, Other	460499	03	Associate's Degree	Building/Construction Finishing, Management, and Inspection, Other, Associate's Degree	19	16	84.2%	\$10,664
Business Administration and Management, General	520201	01	Less than one year award	Business Administration and Management, General, Less than one year award	38	29	76.3%	\$10,673
Business Administration and Management, General	520201	03	Associate's Degree	Business Administration and Management, General, Associate's Degree	186	147	79.0%	\$7,565
Child Care and Support Services Management	190708	01	Less than one year award	Child Care and Support Services Management, Less than one year award	9	8	88.9%	\$4,330
Child Care and Support Services Management	190708	03	Associate's Degree	Child Care and Support Services Management, Associate's Degree	19	14	73.7%	\$4,059
Civil Engineering Technology/Technician	150201	03	Associate's Degree	Civil Engineering Technology/Technician, Associate's Degree	6	5	83.3%	\$9,143
Clinical/Medical Social Work	511503	01	Less than one year award	Clinical/Medical Social Work, Less than one year award	17	12	70.6%	\$4,401
Clinical/Medical Social Work	511503	03	Associate's Degree	Clinical/Medical Social Work, Associate's Degree	26	25	96.2%	\$5,192
Commercial and Advertising Art	500402	03	Associate's Degree	Commercial and Advertising Art, Associate's Degree	28	21	75.0%	\$6,068
Commercial Photography	500406	01	Less than one year award	Commercial Photography, Less than one year award	3	2	66.7%	****
Commercial Photography	500406	03	Associate's Degree	Commercial Photography, Associate's Degree	23	9	39.1%	\$3,499
Computer and Information Sciences, General	110101	01	Less than one year award	Computer and Information Sciences, General, Less than one year award	7	4	57.1%	\$14,724
Computer and Information Sciences, General	110101	03	Associate's Degree	Computer and Information Sciences, General, Associate's Degree	46	34	73.9%	\$12,319
Criminal Justice/Safety Studies	430104	01	Less than one year award	Criminal Justice/Safety Studies, Less than one year award	1	1	100.0%	****
Criminal Justice/Safety Studies	430104	03	Associate's Degree	Criminal Justice/Safety Studies, Associate's Degree	69	48	69.6%	\$5,917
Dental Assisting/Assistant	510601	01	Less than one year award	Dental Assisting/Assistant, Less than one year award	11	8	72.7%	\$6,529
Dental Assisting/Assistant	510601	03	Associate's Degree	Dental Assisting/Assistant, Associate's Degree	6	4	66.7%	\$6,616
Diesel Mechanics Technology/Technician	470605	01	Less than one year award	Diesel Mechanics Technology/Technician, Less than one year award	2	0	0.0%	****
Diesel Mechanics Technology/Technician	470605	03	Associate's Degree	Diesel Mechanics Technology/Technician, Associate's Degree	11	10	90.9%	\$11,297
Digital Communication and Media/Multimedia	090702	01	Less than one year award	Digital Communication and Media/Multimedia, Less than one year award	3	3	100.0%	****
Digital Communication and Media/Multimedia	090702	03	Associate's Degree	Digital Communication and Media/Multimedia, Associate's Degree	14	9	64.3%	\$4,977
Drafting and Design Technology/Technician, General	151301	01	Less than one year award	Drafting and Design Technology/Technician, General, Less than one year award	13	12	92.3%	\$10,381
Drafting and Design Technology/Technician, General	151301	03	Associate's Degree	Drafting and Design Technology/Technician, General, Associate's Degree	7	6	85.7%	\$9,877
Electrical, Electronic and Communications Engineering Technology/Technician	150303	01	Less than one year award	Electrical, Electronic and Communications Engineering Technology/Technician, Less than one year award	4	2	50.0%	****
Electrical, Electronic and Communications Engineering Technology/Technician	150303	03	Associate's Degree	Electrical, Electronic and Communications Engineering Technology/Technician, Associate's Degree	11	10	90.9%	\$10,397
Electrical/Electronics Maintenance and Repair Technology, Other	470199	03	Associate's Degree	Electrical/Electronics Maintenance and Repair Technology, Other, Associate's Degree	1	1	100.0%	****
Electrician	460302	01	Less than one year award	Electrician, Less than one year award	4	4	100.0%	\$8,201
Electrician	460302	03	Associate's Degree	Electrician, Associate's Degree	21	17	81.0%	\$7,766
Emergency Medical Technology/Technician (EMT Paramedic)	510904	03	Associate's Degree	Emergency Medical Technology/Technician (EMT Paramedic), Associate's Degree	4	1	25.0%	****
Engineering Science	141301	03	Associate's Degree	Engineering Science, Associate's Degree	5	3	60.0%	****
Fire Science/Fire-fighting	430203	03	Associate's Degree	Fire Science/Fire-fighting, Associate's Degree	9	9	100.0%	\$7,471
General Studies	240102	03	Associate's Degree	General Studies, Associate's Degree	336	250	74.4%	\$6,904
Health Information/Medical Records Administration/Administrator	510706	01	Less than one year award	Health Information/Medical Records Administration/Administrator, Less than one year award	6	4	66.7%	\$10,788
Health Information/Medical Records Administration/Administrator	510706	03	Associate's Degree	Health Information/Medical Records Administration/Administrator, Associate's Degree	4	4	100.0%	\$6,852
Health Information/Medical Records Technology/Technician	510707	01	Less than one year award	Health Information/Medical Records Technology/Technician, Less than one year award	8	5	62.5%	\$8,716
Health Information/Medical Records Technology/Technician	510707	03	Associate's Degree	Health Information/Medical Records Technology/Technician, Associate's Degree	70	58	82.9%	\$7,200
Health Services/Allied Health/Health Sciences, General	510000	03	Associate's Degree	Health Services/Allied Health/Health Sciences, General, Associate's Degree	17	14	82.4%	\$5,560
Heating, Air Conditioning, Ventilation and Refrigeration Maintenance Technology/Technician	470201	01	Less than one year award	Heating, Air Conditioning, Ventilation and Refrigeration Maintenance Technology/Technician, Less than one year award	15	10	66.7%	\$8,170
Heating, Air Conditioning, Ventilation and Refrigeration Maintenance Technology/Technician	470201	03	Associate's Degree	Heating, Air Conditioning, Ventilation and Refrigeration Maintenance Technology/Technician, Associate's Degree	10	6	60.0%	\$8,602
Heavy/Industrial Equipment Maintenance Technologies, Other	470399	01	Less than one year award	Heavy/Industrial Equipment Maintenance Technologies, Other, Less than one year award	1	0	0.0%	****
Heavy/Industrial Equipment Maintenance Technologies, Other	470399	03	Associate's Degree	Heavy/Industrial Equipment Maintenance Technologies, Other, Associate's Degree	2	1	50.0%	****
Industrial Electronics Technology/Technician	470105	01	Less than one year award	Industrial Electronics Technology/Technician, Less than one year award	1	1	100.0%	****
Industrial Electronics Technology/Technician	470105	03	Associate's Degree	Industrial Electronics Technology/Technician, Associate's Degree	1	0	0.0%	****
Industrial Mechanics and Maintenance Technology	470303	01	Less than one year award	Industrial Mechanics and Maintenance Technology, Less than one year award	5	4	80.0%	\$8,494
Industrial Mechanics and Maintenance Technology	470303	03	Associate's Degree	Industrial Mechanics and Maintenance Technology, Associate's Degree	13	11	84.6%	\$9,830
Interior Design	500408	03	Associate's Degree	Interior Design, Associate's Degree	13	9	69.2%	\$5,771
Language Interpretation and Translation	160103	01	Less than one year award	Language Interpretation and Translation, Less than one year award	1	1	100.0%	****

Legal Assistant/Paralegal	220302	01	Less than one year award	Legal Assistant/Paralegal, Less than one year award	7	5	71.4%	\$9,537
Legal Assistant/Paralegal	220302	03	Associate's Degree	Legal Assistant/Paralegal, Associate's Degree	16	15	93.8%	\$6,597
Liberal Arts and Sciences/Liberal Studies	240101	03	Associate's Degree	Liberal Arts and Sciences/Liberal Studies, Associate's Degree	258	191	74.0%	\$5,578
Licensed Practical/Vocational Nurse Training	513901	01	Less than one year award	Licensed Practical/Vocational Nurse Training, Less than one year award	55	49	89.1%	\$6,378
Lineworker	460303	03	Associate's Degree	Lineworker, Associate's Degree	25	19	76.0%	\$11,046
Medical/Clinical Assistant	510801	01	Less than one year award	Medical/Clinical Assistant, Less than one year award	14	12	85.7%	\$5,873
Medical/Clinical Assistant	510801	03	Associate's Degree	Medical/Clinical Assistant, Associate's Degree	9	8	88.9%	\$6,191
Registered Nursing/Registered Nurse	513801	03	Associate's Degree	Registered Nursing/Registered Nurse, Associate's Degree	72	66	91.7%	\$10,531
Respiratory Care Therapy/Therapist	510908	03	Associate's Degree	Respiratory Care Therapy/Therapist, Associate's Degree	15	11	73.3%	\$9,348
Restaurant, Culinary, and Catering Management/Manager	120504	01	Less than one year award	Restaurant, Culinary, and Catering Management/Manager, Less than one year award	8	6	75.0%	\$3,928
Restaurant, Culinary, and Catering Management/Manager	120504	03	Associate's Degree	Restaurant, Culinary, and Catering Management/Manager, Associate's Degree	52	34	65.4%	\$5,219
Sign Language Interpretation and Translation	161603	03	Associate's Degree	Sign Language Interpretation and Translation, Associate's Degree	1	1	100.0%	****
Technical Theatre/Theatre Design and Technology	500502	01	Less than one year award	Technical Theatre/Theatre Design and Technology, Less than one year award	3	0	0.0%	****
Technical Theatre/Theatre Design and Technology	500502	03	Associate's Degree	Technical Theatre/Theatre Design and Technology, Associate's Degree	1	1	100.0%	****
Tourism and Travel Services Management	520903	03	Associate's Degree	Tourism and Travel Services Management, Associate's Degree	2	2	100.0%	****
Truck and Bus Driver/Commercial Vehicle Operator and Instructor	490205	01	Less than one year award	Truck and Bus Driver/Commercial Vehicle Operator and Instructor, Less than one year award	1	1	100.0%	****
Welding Technology/Welder	480508	01	Less than one year award	Welding Technology/Welder, Less than one year award	15	13	86.7%	\$5,889
Welding Technology/Welder	480508	03	Associate's Degree	Welding Technology/Welder, Associate's Degree	12	10	83.3%	\$5,964